

# **WUKO** POWER TOOLS

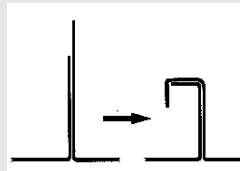
## FOR FORMING STANDING SEAMS

YOUR BEST CHOICE FOR SMALL AND DOMED ROOFS!


### **WUKO** / ROOF PROFILING MACHINE



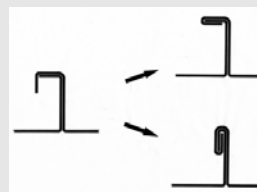
Making the profile for angle standing and double-lock standing seams on bent trays



### **WUKO** / ROOF SEAMING MACHINE



Closing the profile for a angle standing or a double-lock standing seam



SMALL ROOFS, BIG ROOFS - **WUKO** OFFERS THE BEST SOLUTION!

Visit our home page [www.wuko.at](http://www.wuko.at): Video for download

# **WUKO** / ROOF PROFILING MACHINE 1008

- Low weight
- Robust design
- Profiles straight from start of trays
  - can also be used for small roof surfaces as well as slanting, angular and off-set elements
- Adjustable for different edging heights, min. profile height 25 mm
- Small width of tool – about 15 cm – allows even profiling on narrow places
  - Minimum distance between seam centre to seam centre (bay width) about 8 cm
- Standard tool for round roof surfaces (domed roofs) down to a min. radius of 2 m
- Smaller radius (min. 0.8 m) by using a round rail
- Also for separate profiling of both sides of the tray
- For profiling in the workshop and at site

## **TECHNICAL DATA:**

- |   |                     |                   |
|---|---------------------|-------------------|
| • Maximum sheet metal thickness:          | • Power rating:     | 500 W             |
| - Galvanized steel: 0.75 mm/0.029"        | • Standard Voltage: | 230 V             |
| - Aluminium, copper, zinc: 0.80 mm/0.031" | • Frequency:        | 50 – 60 Hz        |
|   | • Weight:           | 7.55 kg/16.65 lbs |

### Accessories:

Round rail – min. radius 0.8 m/31.5 "

# **WUKO** / ROOF SEAMING MACHINE 1006

- Low weight
- Robust design
- Closes straight from start of trays (from right to left)
  - can also be used for small roof surfaces as well as slanting, angular and off-set elements
- Angle standing seam or double-lock standing seam in one working cycle
- Adjustable for different seam heights, min. seam height 25 mm
- Small width of tool – about 17 cm – even allows seaming on narrow places
  - Minimum distance on the right 11 cm, on the left 6 cm
- For round roof surfaces (domed roofs) down to a min. radius of 0.2 m
- Can be lifted off or set on also in the middle of seams

## **TECHNICAL DATA:**

- |   |                     |                   |
|---|---------------------|-------------------|
| • Maximum sheet metal thickness:          | • Power rating:     | 500 W             |
| - Galvanized steel: 0.75 mm/0.029"        | • Standard Voltage: | 230 V             |
| - Aluminium, copper, zinc: 0.80 mm/0.031" | • Frequency:        | 50 – 60 Hz        |
|   | • Weight:           | 5.25 kg/11.58 lbs |

**WUKO - QUALITY THAT FITS!**

Specifications subject to change without notice.